



Save Time and Effort with Agilent SLIMS Predefined Configurations

The Agilent SLIMS Store shrinks time to value

Setting up any LIMS (laboratory information management system) requires time and resources, especially when lab processes are complex or involve integration with instruments. This is true whether configuration happens in-house or with LIMS vendor consultants. The typical steps to set up a LIMS are:

- Creating user types and assigning permissions
- Setting up sample types and meta data that will be collected
- Developing SOPs and protocols to convey workflows
- Coding instrument connectors and automations to supplement lab work
- Creating report templates to export outcomes and certificates

Our experts know that setting up a LIMS can be painful; Agilent SLIMS was developed to facilitate your digital transformation. SLIMS uses a modular approach to support any type of lab and integrate with laboratory equipment. To make setup even easier, we have prepackaged configurations to install from the SLIMS Store to save you time and money during the process. Setup is accelerated by reducing repetitive tasks to provide the following benefits:



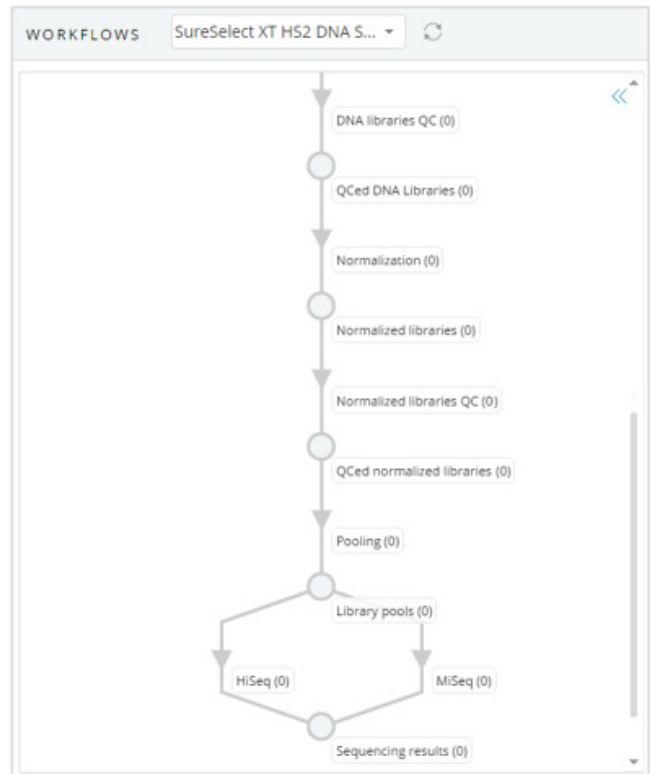
The SLIMS Store's prebuilt configurations are common across various lab industries. There are packages for **pharmaceutical**, **cannabis**, **environmental** and **food** testing labs, **biobanks**, **NGS** labs, and **research** institutes. The installed packages can be fitted to any lab's needs.

What are the packages?

If a lab was a sandcastle, and SLIMS was an empty sandbox the castle was built in, then the SLIMS Store is the collection of molds. The preshaped towers, gates, and walls can be added in half the time. This illustrates what the SLIMS Store is: a repository of predefined configurations called packages.

What are those sandcastle molds made of? Packages are a collection of analogous ready-made configurations so they can be imported in seconds into a SLIMS instance and adapted for many purposes:


- Modular snippets of configuration such as a collection of sample types that are imported with their respective meta data
- Predefined integrations with instruments from balances to more complex systems such as sequencers or mass spectrometry software
- 80% complete configurations like the biobanking package preloaded with sample types, meta data, and automation scripts all focused on biobank support: sample collection, tracking, freeze/thaw/etc. event capture, and implementation of business good practices such as Standard PREanalytical Code (SPREC)



The SLIMS Store contains protocols that can be downloaded and used as different sections (here shown as arrows) of workflows in the software.

Example package

The following package was developed for NGS SLIMS instances that often involve complex setups.



Agilent SureSelect QXT Index Set

Description

This package can be used as part of the NGS Library Preparation protocol for **SureSelect^{QXT} Whole Genome Library Prep for Illumina Multiplexed Sequencing**. This package contains:

- One set of **barcode indices**: Agilent SureSelect QXT.
 - Each barcode index has:
 - A name
 - A sequence
 - A type: I5, I7, or either
 - This is based on document: SureSelect^{QXT} Whole Genome Library Prep for Illumina Multiplexed Sequencing Featuring Transposase-Based Library Prep Technology. Protocol. Version F0, January 2021, <https://www.agilent.com/cs/library/usermanuals/Public/G9682-90000.pdf>
- One **index plate design**: Agilent SureSelect QXT. Index layout with 8x12 indices.

This package works in combination with the MiSeq package from SLIMS.

Instead of importing each I5 and I7 index manually, they are installed with a couple of clicks along with a plate design.

Other resources

The SLIMS Store Package Notes contain a listing of all available packages on the Store and which major SLIMS versions they work with. Don't hesitate to ask your Agilent representative.

There are a variety of packages available to match common index sets used in the industry.

Available types of packages

General packages

These packages include simple configuration items that contain various fields and units for gathering meta data on SLIMS records. Examples include:

- Content types such as samples, reagents
- Pedigree relations
- Locations such as fridge, freezers, cryotank, plates, DNA chips

Automations with macros, plugins, and more

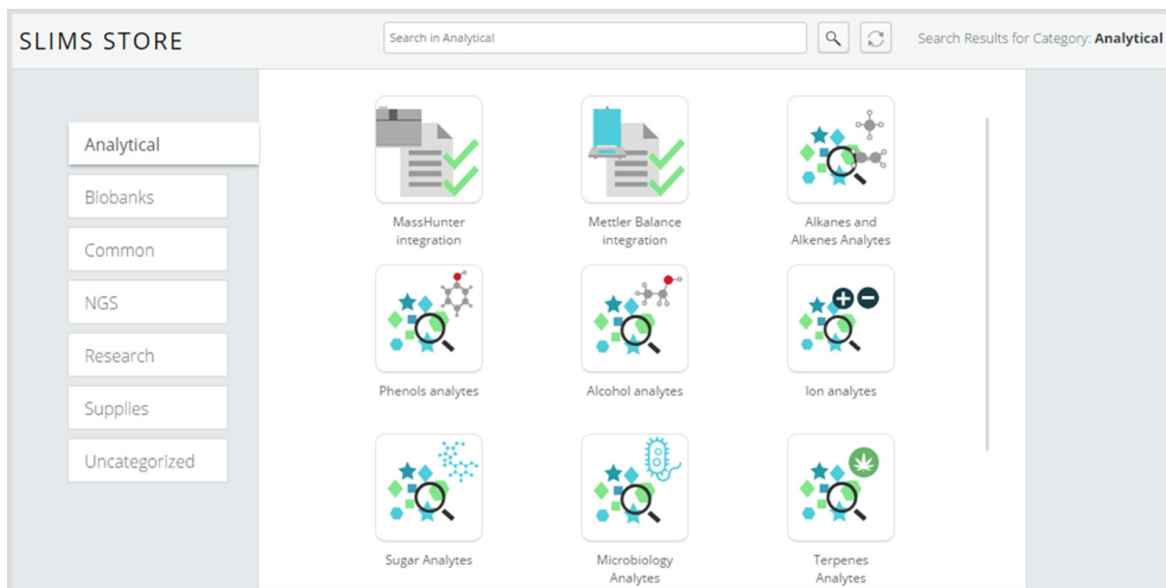
Automations are built onto core SLIMS functionality and adapted to a specific need. They extend upon generic action. Examples include:

- Pipetting tools: pooling sample sheet
- Sample scheduler: submit analyses
- Email template: send email when reagents expire

Complete setups

Setup of an entire SLIMS instance is difficult to predict, but some of the complexity can be anticipated with packages. They have the backbone of the configuration with most of the setup. Examples include:

- DNA/RNA extraction
- Biobank
- Cannabis testing labs




An example of packages available on the SLIMS Store. Packages are conveniently sorted into categories.

Summary of SLIMS Store benefits

There are many areas where the SLIMS Store improves time to value by making the setup process more efficient.

- Quick-deploy packages reduce the time for setup. The implementation team can perform repetitive tasks across multiple SLIMS instances with one click and import substantial out-of-the-box builds for each installation.
- Standardization makes the structure more predictable from one SLIMS installation to the next, so the SLIMS team can provide faster and more efficient support.
- Issue resolution is faster because package updates containing fixes and enhancements are available to all customers that use the package.
- Packages are built and pretested by Agilent following a fully defined development lifecycle. This saves valuable testing time compared to custom-built solutions that are tested as a one-off setup.



Agilent SLIMS was developed to facilitate your progression from an analog lab to a fully digital solution. Installing prepackaged configurations for various industries from the SLIMS Store saves you time and money during the transition.

Talk to your Agilent representative about the advantages of Agilent SLIMS, or visit

www.agilent.com/chem/agilentlims

RA44937.543194444

This information is subject to change without notice.

© Agilent Technologies, Inc. 2023
Published in the USA, February 02, 2023
5994-5525EN